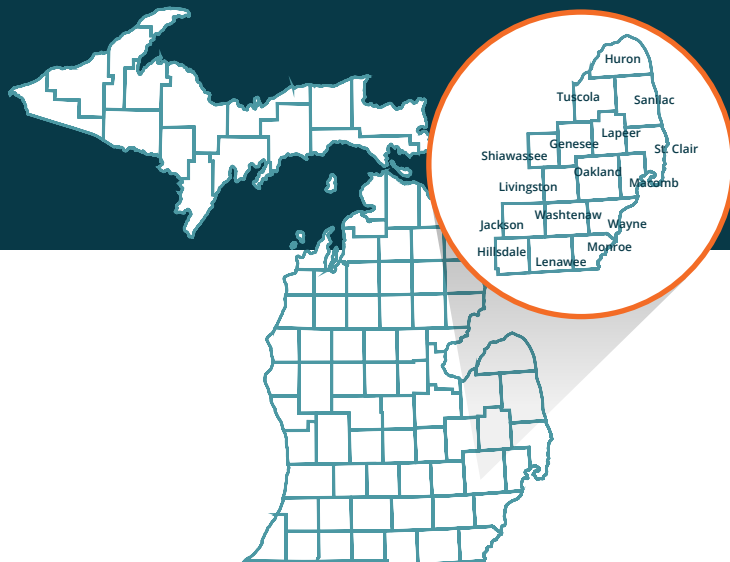


# RPI REGION 6 LABOR SHED



## Introduction

The Workforce Intelligence Network for Southeast Michigan (WIN) partnership is a collaboration of six Michigan Works! Agencies (MWAs) and nine community colleges across a 16-county region in Michigan. The counties in the WIN partnership include: Genesee, Hillsdale, Huron, Jackson, Lapeer, Lenawee, Livingston, Macomb, Monroe, Oakland, Saint Clair, Sanilac, Shiawassee, Tuscola, Washtenaw, and Wayne, along with the City of Detroit.

The WIN partnership region's labor shed highlights why, when it comes to talent, we must think regionally: The workforce is mobile. Although 90.4% of the region's workforce live and work in the 16-county area, not all residents work in their home county. It is not uncommon for workers to commute one or two counties over for work. This means that the residents in every county should be ready for the job demands of employers hiring throughout southeast Michigan.

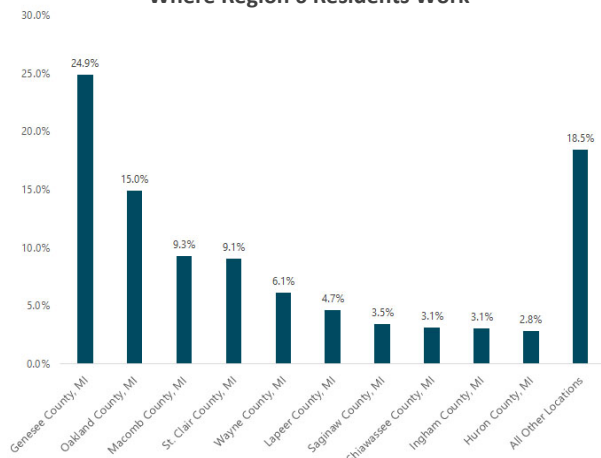
This document provides detailed information on where employees in the area commute to and from each day for work, how far they travel, along with other information about workers and businesses in the area. For more detail on the labor market, please see WIN's Quarterly Labor Market Report publications.

## Where Residents Work

In 2017, Region 6's workforce consisted of 235,461 residents. 165,932 (49.8%) of the residents lived and worked within region, while the remaining 167,452 residents (50.2%) traveled outside the region for work. Since 2015, the number of residents that traveled outside of the region for work increased by 8,865 (5.3%) individuals, from 158,587 to 167,452 individuals.

In 2017, 45.5% of the region's workforce (151,644 individuals) traveled more than 25 miles to their place of employment compared to 44.5% (144,123 individuals) in 2015. Genesee County was the most popular destination within Region 6 for residents to find employment in 2017, with 83,071 residents or 24.9% of the region's workforce commuting, followed by 49,874 residents (15.0% of the region's workforce) that traveled to Oakland County.

**Where Region 6 Residents Work**



Source: U.S. Census OnTheMap, 2017  
Analysis: Workforce Intelligence Network



**14,966**

BUSINESS  
ESTABLISHMENTS IN 2017



**80,322**

JOBS POSTED ONLINE  
IN 2017



**165,932**

WORKERS THAT LIVED  
AND WORKED IN REGION 6



**151,644**

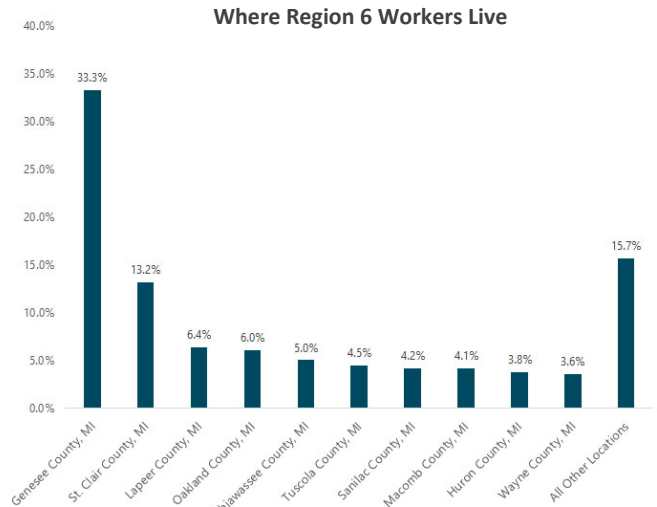
RESIDENTS TRAVELING MORE  
THAN 25 MILES TO WORK

# REGION 6 LABOR SHED

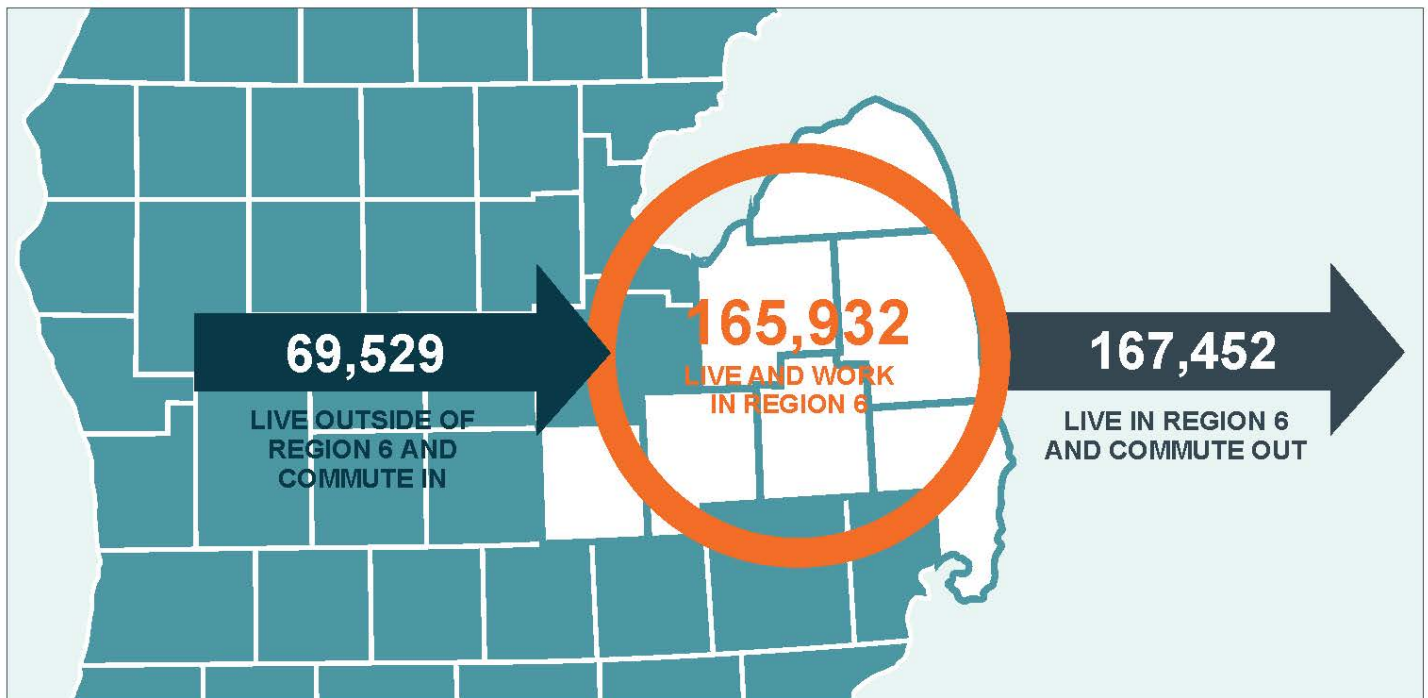
## Where Workers Live

In 2017, 235,461 workers were employed in Region 6. 69,529 (29.5%) of those workers were employed in the region, but lived outside of its borders. Of those that traveled to Region 6 for work, 36,438 (52.4%) of the workers were aged 30 to 54 years. This indicates a desire for experienced workers in the region. While Region 6 employers were able to attract a sizable amount of workers in 2017, 167,452 residents (50.2% of the region's workforce) filled external jobs. Just over half (53.3%) of external commuters were filled by workers between the ages of 30 and 54.

The great majority of workers that travel within the region reside in either Genesee County or St. Clair County. 14,234 (6.0%) of the region's workers travel in from Oakland County followed by 9,767 (4.1%) that travel in from Macomb County. 71,102 (30.2%) of the 235,461 workers employed in Shiawassee County, traveled more than 25 miles to their place of employment in 2017.



Source: U.S. Census OnTheMap, 2017  
Analysis: Workforce Intelligence Network



<sup>1</sup> This fact and labor shed statistics throughout this brief are analyzed from the U.S. Census OnTheMap, Center for Economic Studies (2017).

Data Sources: Economic Modeling Specialists, International, and U.S. Census OnTheMap  
Analysis: Workforce Intelligence Network